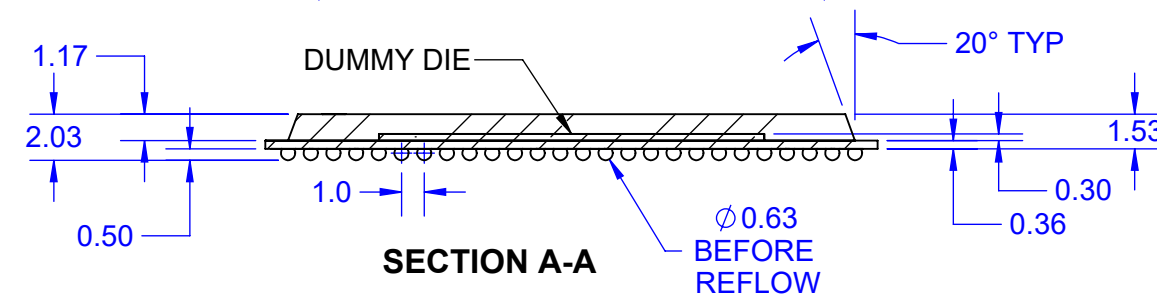
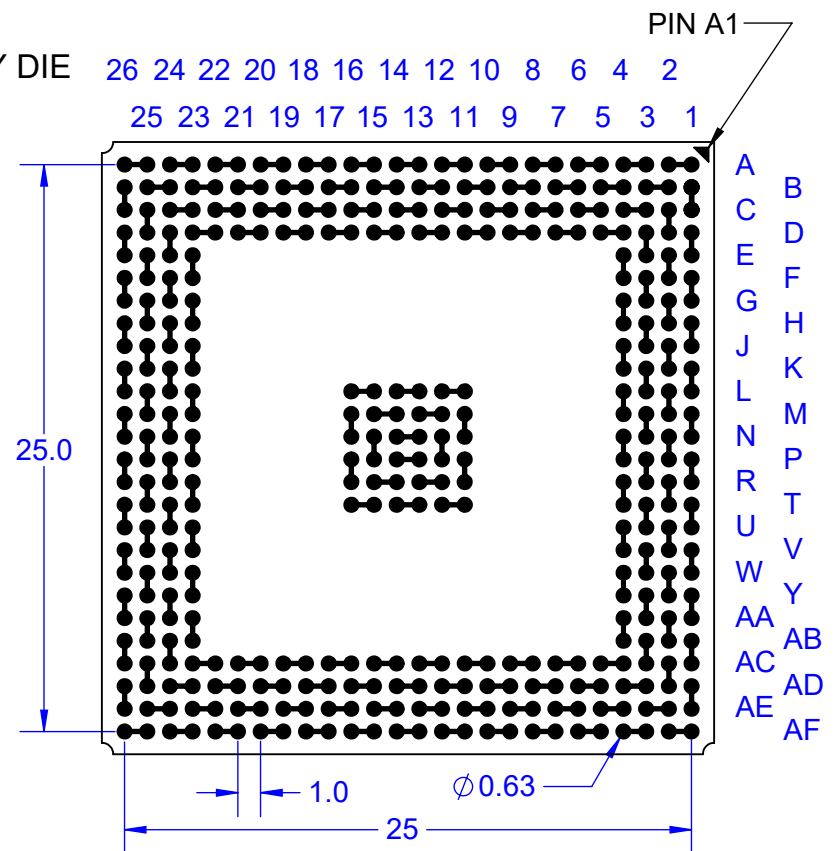
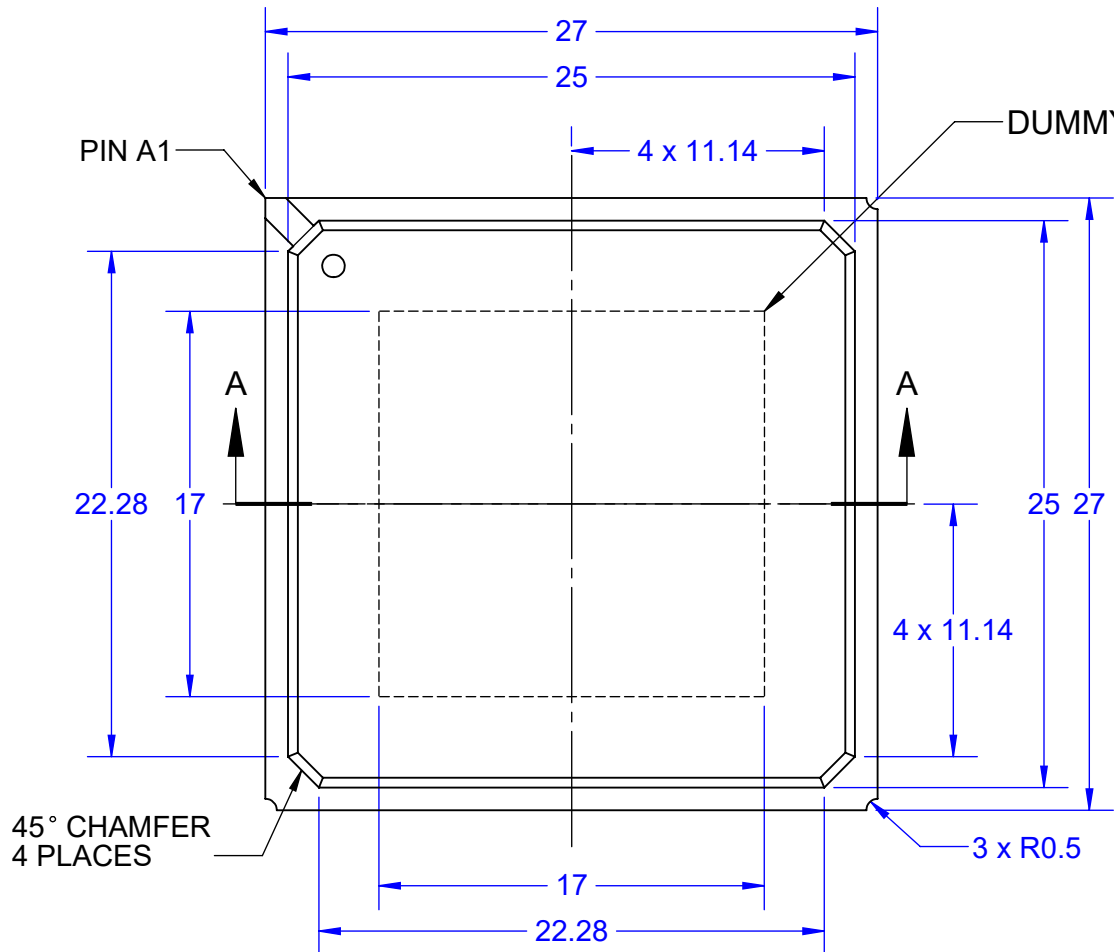


### TOP VIEW

### BALL VIEW



- Notes: (Unless Otherwise Specified).
- 1) ALL DIMENSIONS ARE IN MM.
  - 2) SOLDER BALL ALLOY: SEE PART NUMBER TABLE.
  - 3) BALL DIAMETER (BEFORE REFLOW): 0.63mm (25 MIL).
  - 4) SOLDER MASK DEFINED PAD OPENING: 0.45mm (17.7 MIL).
  - 5) PAD Cu DIAMETER: 0.60mm (23.6 MIL).
  - 6) SUBSTRATE MATERIAL: BT.
  - 7) DUMMY DIE IS OPTIONAL.
  - 8) DAISY CHAIN PATTERN (SEE PAGE 2).
  - 9) MSL-3 RECOMMENDED BAKING 24 HOURS @ 125°C TO REMOVE MOISTURE PRIOR SOLDERING TO PC BOARD.


### SECTION A-A

### PART NUMBER TABLE

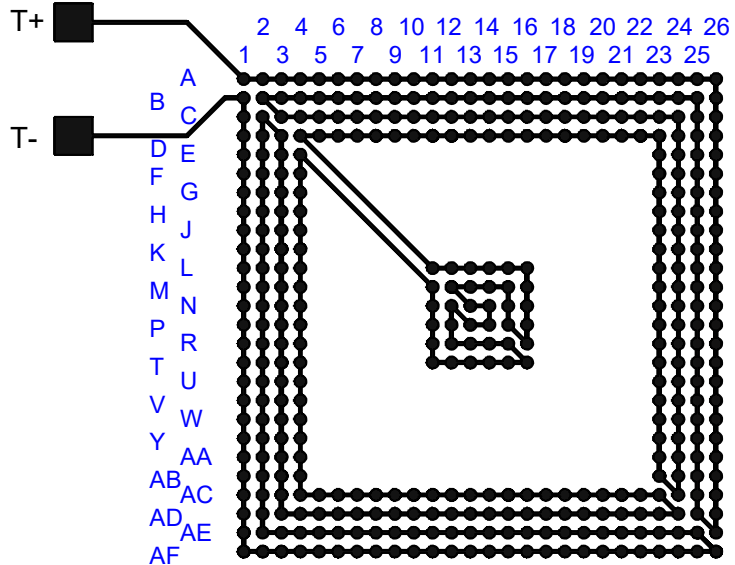
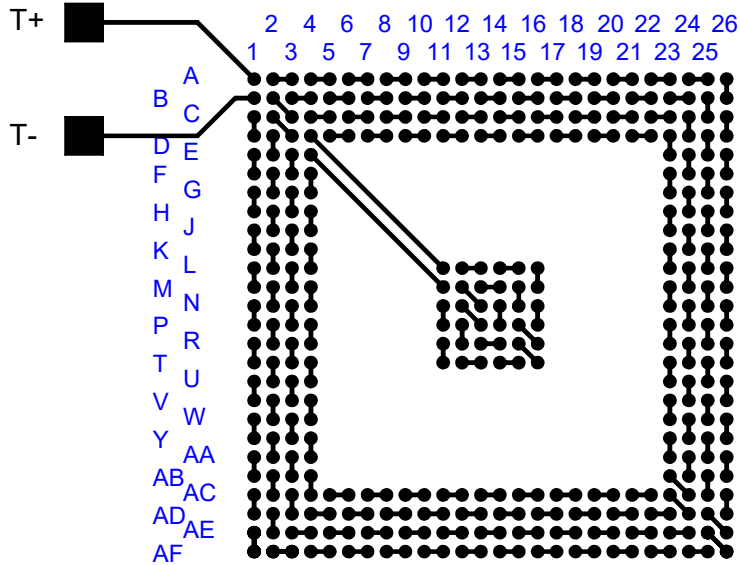
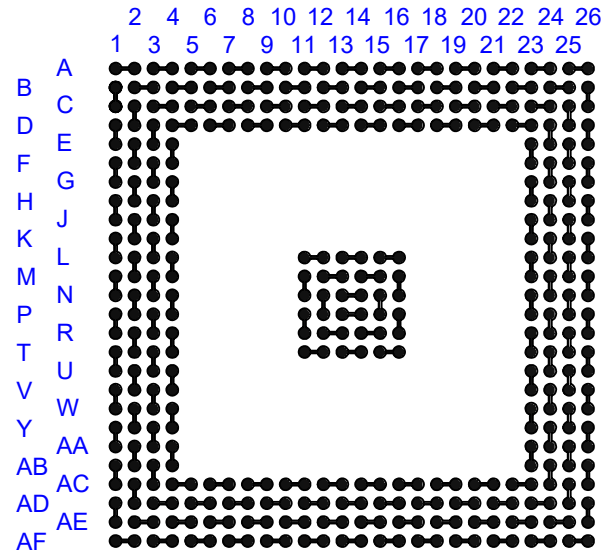
PART NUMBER	BALL ALLOY	Pb-Free	RoHS	Si DIE
BGA388T1.0C-DC264BD	Sn96.5/Ag3.0/Cu0.5	YES	YES	YES
BGA388T1.0-DC264BD	Sn63/Pb37	NO	NO	YES

APPROVALS	DATE	<b>TopLine®</b>			
DRAWN T.Au	07/18/2022				
ENG M. Hart	07/18/2022	TITLE BGA388T1.0-DC264BD DAISY CHAIN DUMMY			
MFG		SCALE	SIZE	DRAWING NO.	REV
QA		3:1	A	512641	A
CUST		DO NOT SCALE DRAWING			SHEET 1 OF 3
REVISED					

### BALL VIEW



### BOTTOM SIDE (TOP X-RAY VIEW)



### PC BOARD VIEW

### AFTER MOUNTING

Notes:


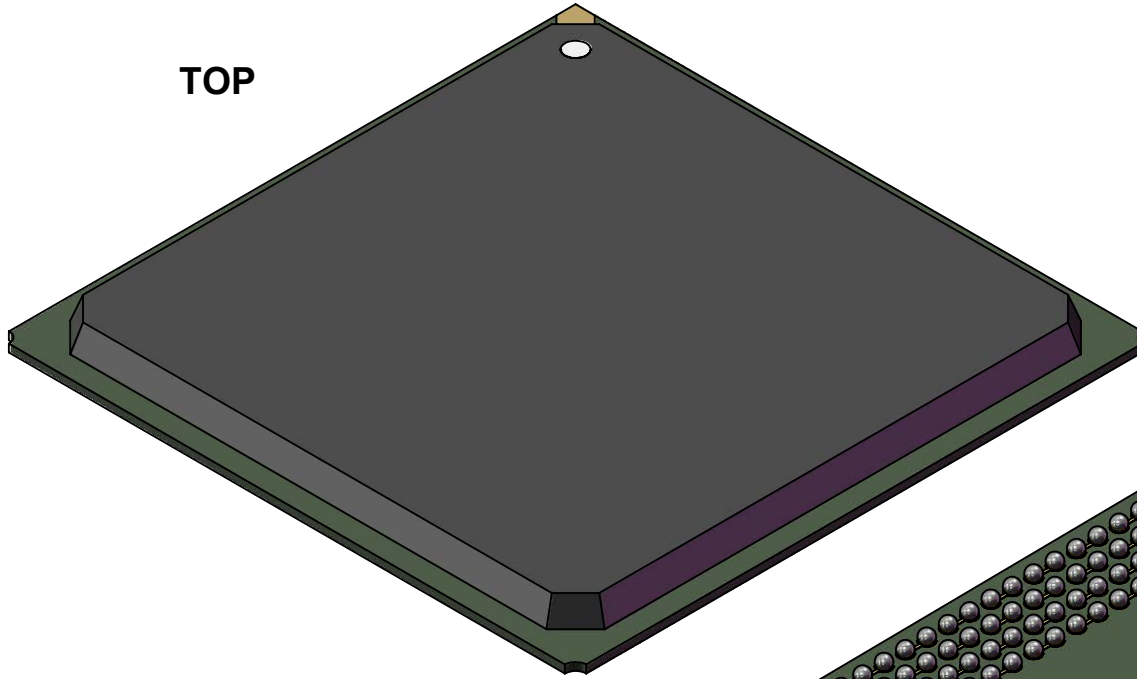
- 1) PCB BOARD DIMENSIONS ARE PRESENTED ONLY AS A GUIDELINE. DESIGNERS SHOULD USE THEIR OWN EXPERIENCE WHEN DESIGNING PCB.
- 2) PCB Cu BALL PAD DIAMETER: 0.60mm (23.6 MIL).
- 3) PCB DAISY CHAIN TRACING LINE WIDTH: 0.15mm (6 MIL).
- 4) SMD (SOLDER MASK DEFINED) PAD OPENING: 0.45mm (17.7 MIL).



TITLE			
BGA388T1.0-DC264BD DAISY CHAIN DUMMY			
SCALE	SIZE	DRAWING NO.	REV
2.5:1	A	512641	A
DO NOT SCALE DRAWING			SHEET 2 OF 3

# MODEL

TOP



BALL VIEW

**TopLine**<sup>®</sup>

TITLE BGA388T1.0-DC264BD  
DAISY CHAIN DUMMY

SCALE 4:1	SIZE A	DRAWING NO. 512641	REV A
--------------	-----------	-----------------------	----------

DO NOT SCALE DRAWING

SHEET 3 OF 3